

Non-Wood Forest Products in an Ecosystem Services Framework



All photos by Marla R. Emery unless otherwise noted.

Marla R. Emery, Ph.D.
Research Geographer
U.S. Forest Service



Photo credit: Jose
Manuel Lekuono



NWFPs : 3300bce to 2015



An ancient
relationship
with forests

Photo credit: South Tyrol Museum
of Archaeology



Photo credit: John Zasada



A living
relationship
with forests





Sambucus nigra



Fraxinus nigra

Photo credit: Alan R. Pierce





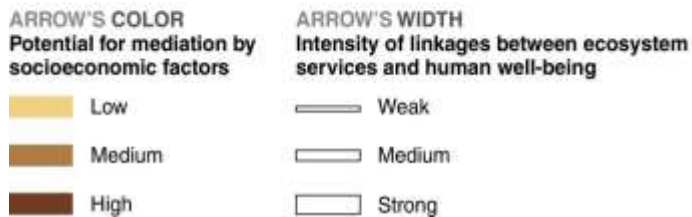
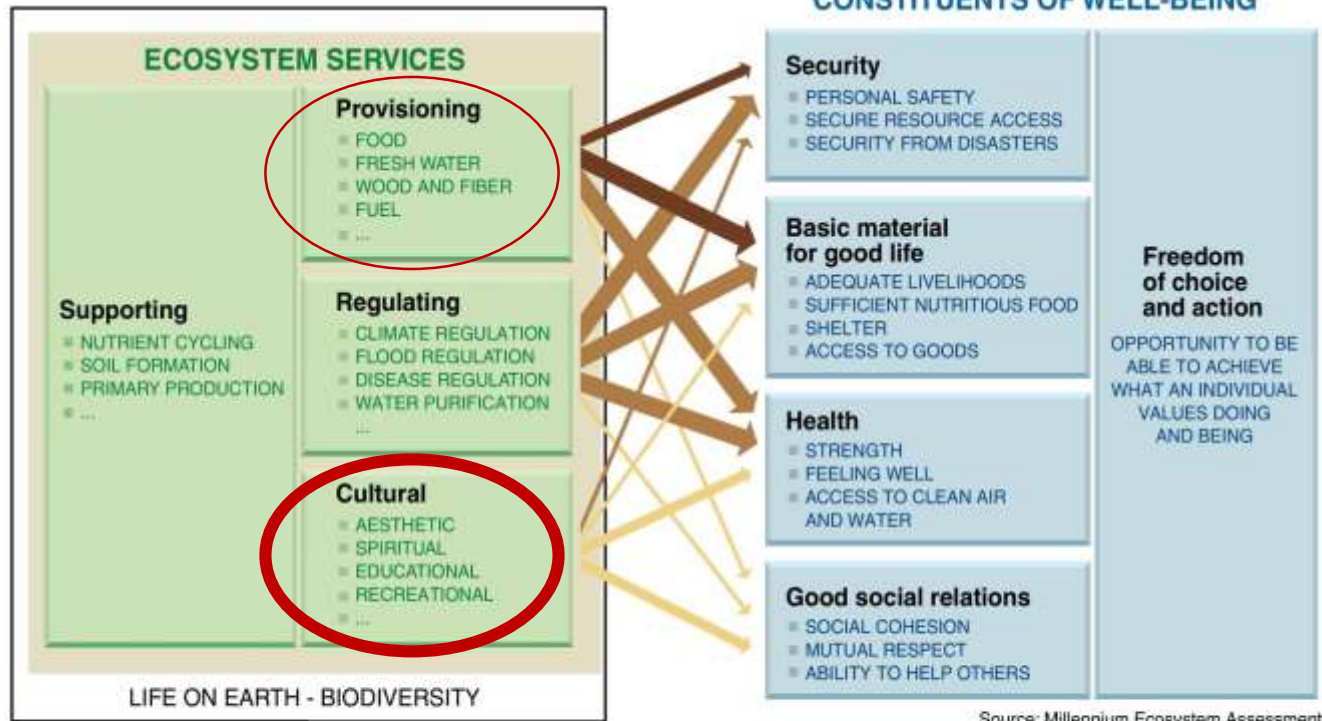
Rosa canina



Coprinus comatus



Alliaria petiolata



what is Culture?

Learned patterns and practices of thought and behavior

- ❖ Social cohesion
- ❖ Human wellbeing
- ❖ Lifeways adapted to biophysical environment
- ❖ Times of change and insecurity

Barnard & Spencer 2002; Dockery 2010; Kassam et al 2010; American Anthropological Association 2014



Accounting: How widespread is collecting NWFPs?

Universe	Year	Sample size	12 months	Question Timeframe		Positive response rate
				5 years	Last few years	
Scotland, GP ¹	2006	1015	X			13
Scotland, GP	2003	944	X			18
US New England ²	2004	1650	X			18
Scotland, WV ³	2006	564	X			23
Scotland, GP	2004	944		X		24
US New England	2004	1650		X		26
Great Britain WV ⁴	2005	2672			X	27
US Northern ⁵	2005-2009	30000	X			36

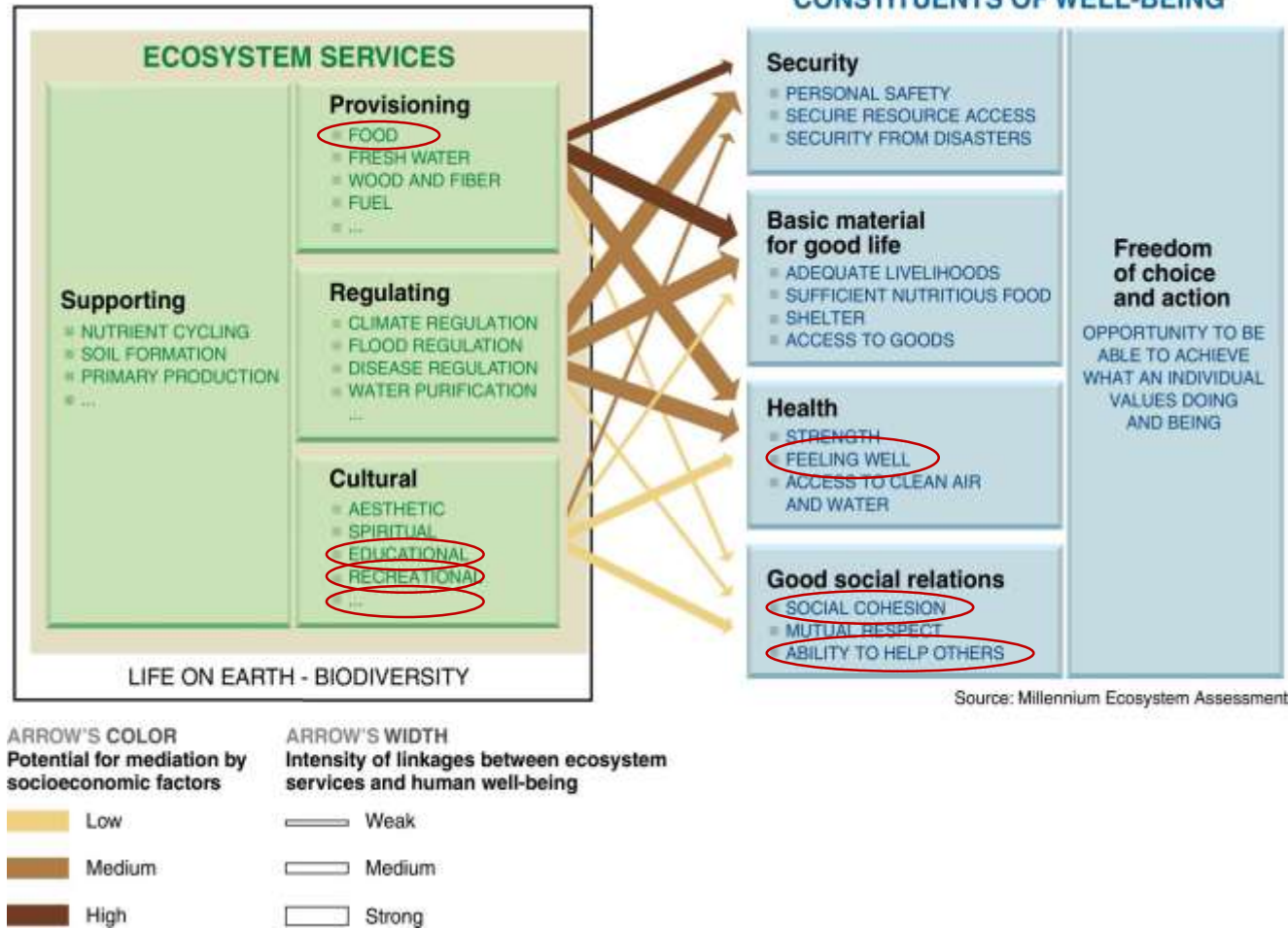
1. Scotland, general population; 2. Massachusetts, Maine, New Hampshire, Vermont; 3. Scotland, woodland visitors; 4. Great Britain, woodland visitors; 5. 20-state region

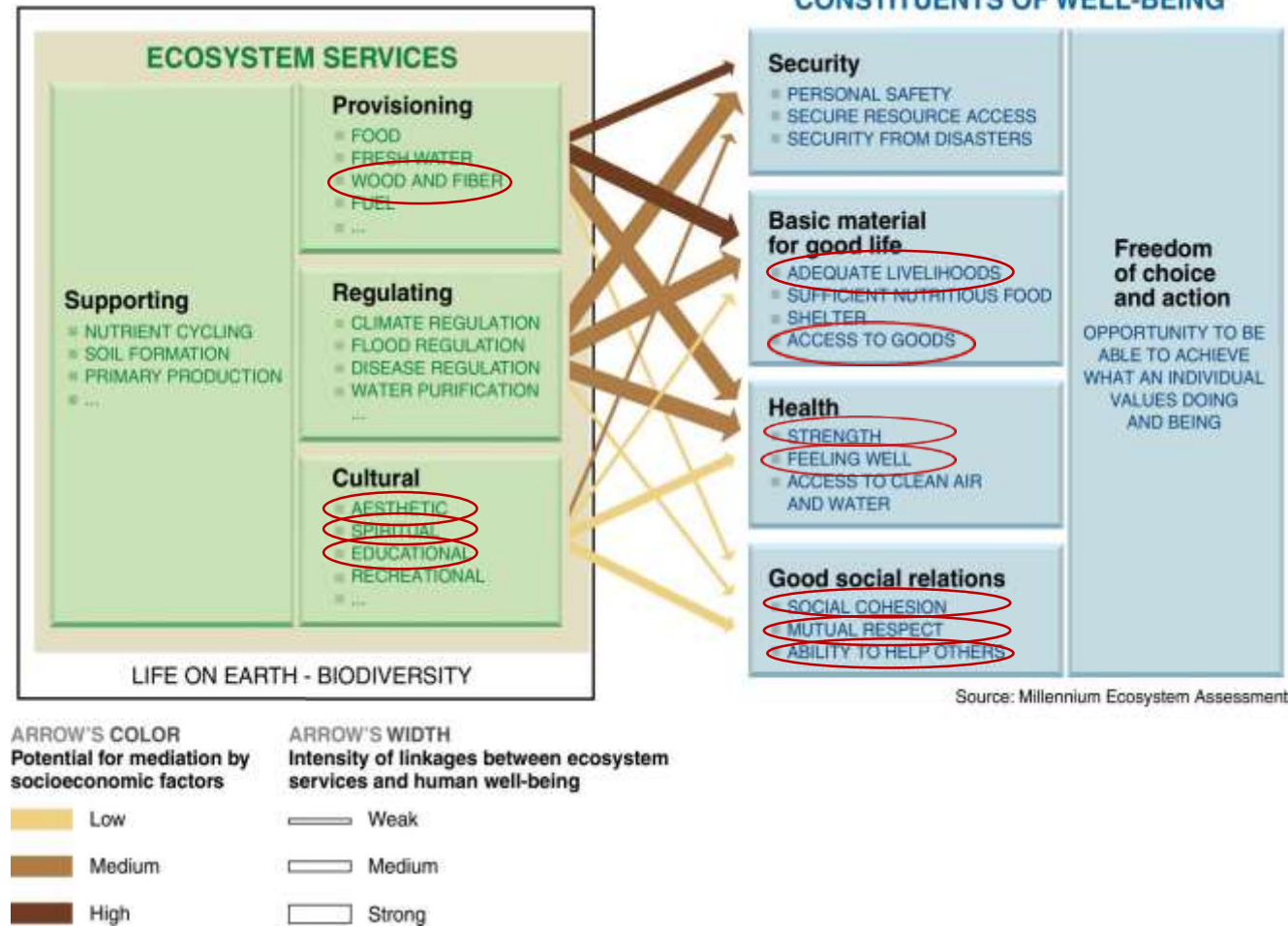


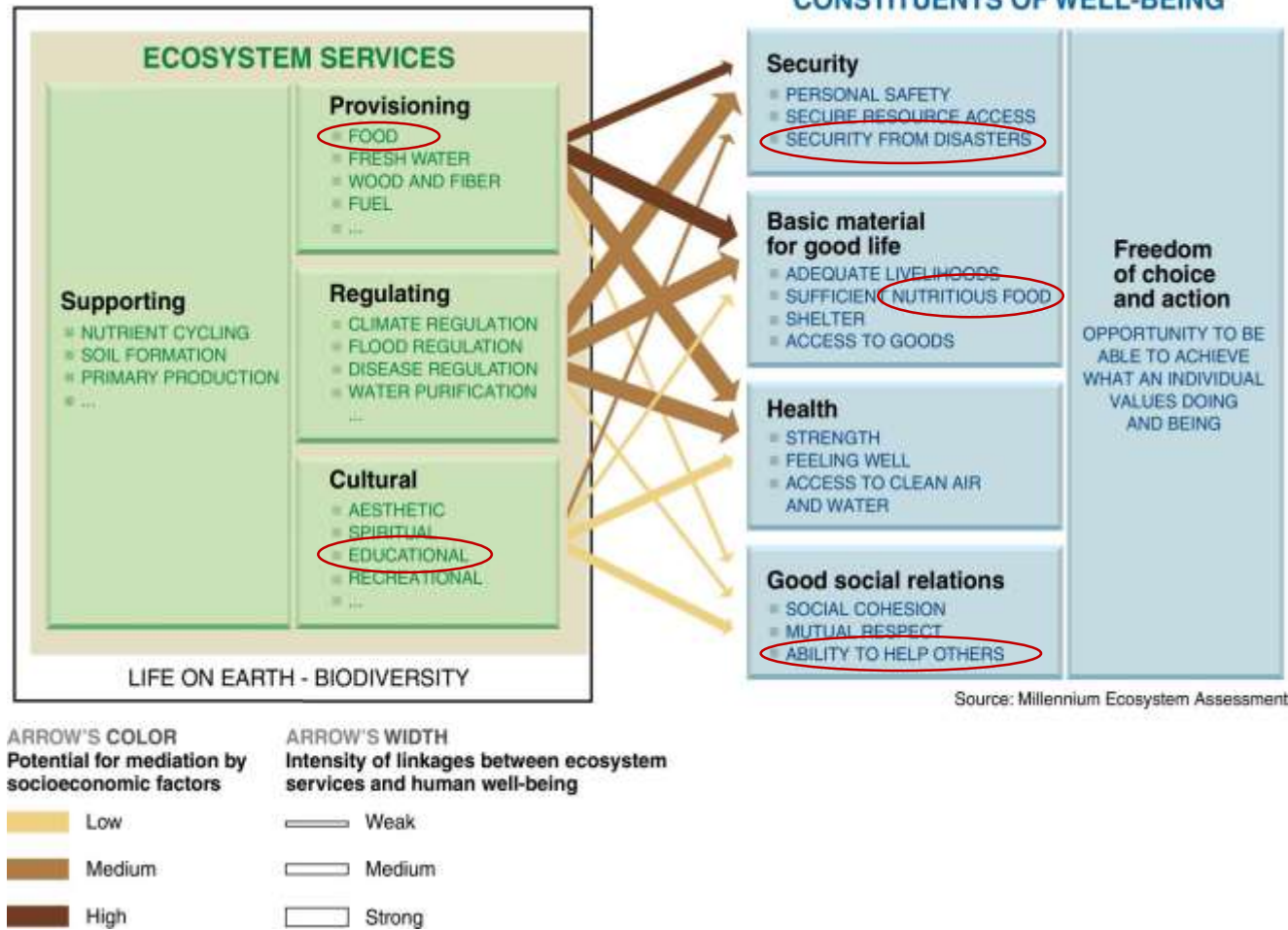
Accounting: Patterns & practices

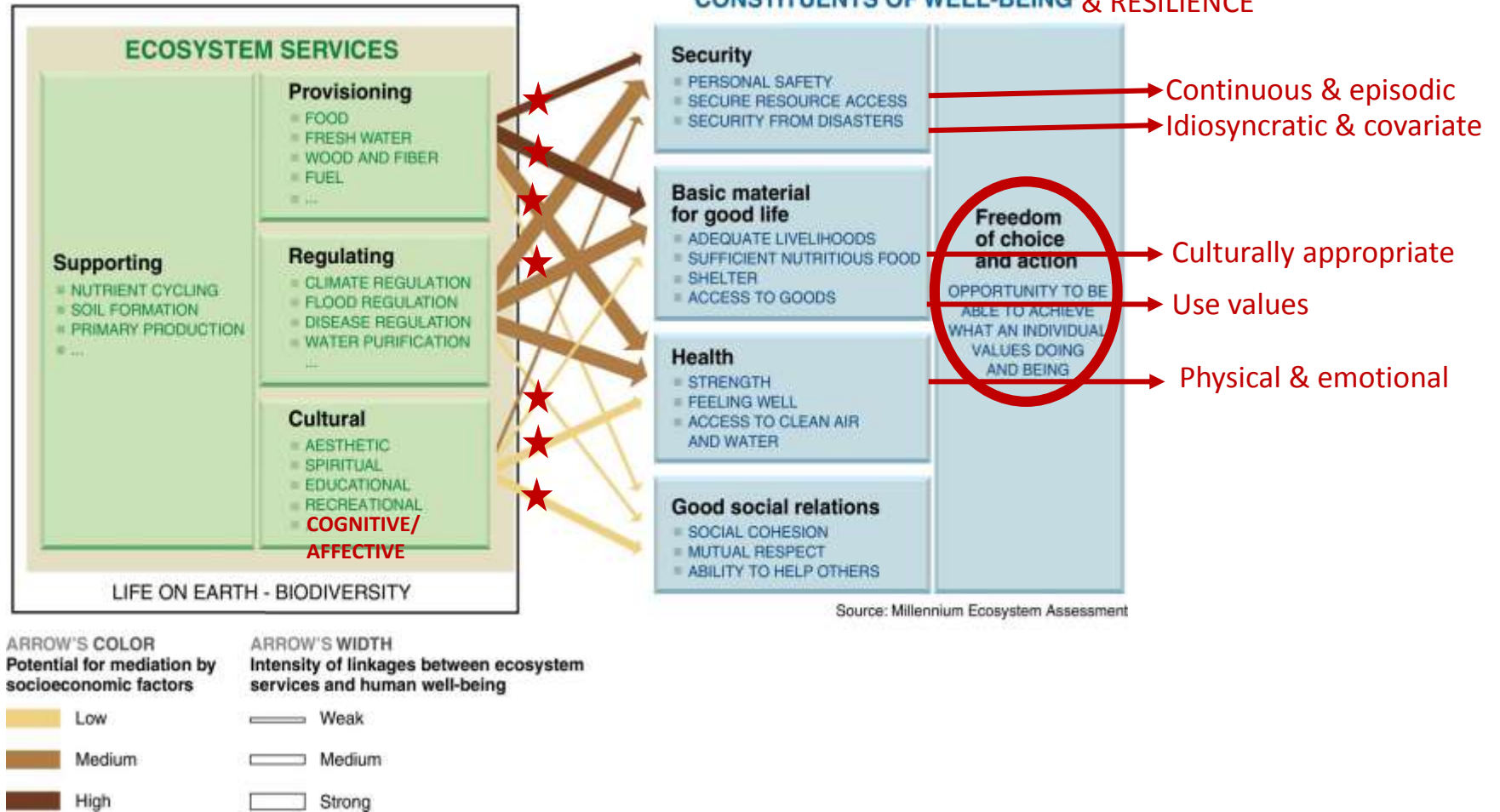
Universe	Year	Functional Uses					Livelihood Uses				
		Edible	Medicinal	Decorative	Cultural	Other	Personal use	Gifting	Sale Raw	Sale Value Added	Other
New England	2004	62	8	59	16	13	88	5	1	2	4
Great Britain	2005	13	2	13	9	73	n/a	n/a	n/a	n/a	n/a
Scotland	2006	37	2	45	30	31	86	6	0	0	6











Non-Wood Forest Products in an Ecosystem Services Framework

❖ Taxonomy

- Provisioning & Cultural: A distinction without a difference?

❖ Accounting

- People & uses, not things
- Health & wellbeing
- Quantifying without misrepresenting





Photo credit: Ricardo A. Rodriguez

Thank you!

Marla R. Emery, Ph.D.
U.S. Forest Service
Burlington, Vermont, USA
802-656-1720
memery@fs.fed.us



selected references

American Anthropological Association. Available at www.aaanet.org/committees/commissions/aec/resources.htm#Definitions

Barnard, A. and J. Spencer. 2002. Culture. In Barnard, A. and J. Spencer (eds.) *Encyclopedia of Social and Cultural Anthropology*. London: Routledge. pp. 206-216.

Dockery, A.M. 2010. Culture and wellbeing: the case of indigenous Australians. *Social Indicator Research*. 99:315-332.

Kassam, K-A., M. Karamkhudoeva, M. Ruelle, and M. Baumflek. 2010. Medicinal plant use and health sovereignty: findings from the Tajik and Afghan Pamirs. *Human Ecology*. 38:817-829.

Redzic, S. 2010. Use of Wild and semi-wild plants in nutrition and survival of people in 1430 days of Siege of Sarajevo during the war in Bosnia and Herzegovina (1992-1995). *Collegium Antropologicum* 34(2):551-570.

Reid et al. 2005. *Ecosystems and Human Well-Being: Synthesis*. Washington, DC: Island Press.

